

## U.S. SEAL MFG. HEAD TYPES




**Type A**

Equal to:  
John Crane  
Type 6




**Type B**

Equal to:  
John Crane  
Type 6A




**Type C**

Equal to:  
John Crane  
Type 21




**Type D**

Equal to:  
John Crane  
Type 2



**Type E**

Equal to:  
John Crane  
Type 1




**Type EB**

Equal to:  
John Crane Type 1  
Balanced



**Type G**

Equal to:  
John Crane Types  
2100 & 2106




**Type K**

Equal to:  
John Crane  
Type 21 Double




**Type Q**

Equal to:  
John Crane  
Type 11A




**Type R**

Equal to:  
John Crane  
Type 2 Double




**Type S**

Equal to:  
John Crane  
Type 8 Special



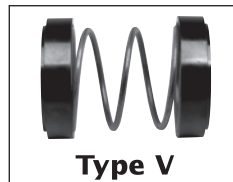
**Type T**

Equal to:  
John Crane  
Type 1 Double




**Type U**

Equal to:  
John Crane  
Type 1 w/ Spring Adapter



**Type V**

Equal to:  
John Crane  
Type 8D



**Type W**

Equal to:  
John Crane  
Types 9 & 9T



**Type X**

Equal to:  
John Crane  
Types 8-1 & 8-1T


## U.S. SEAL MFG. MATING RING DESIGNS

(Available in a wide variety of materials)



**Cup Mounted**

1




**L-Shaped**

2



**O-Ring**

3




**Square Cross-Section**

5



**Shaft Mounted**

8



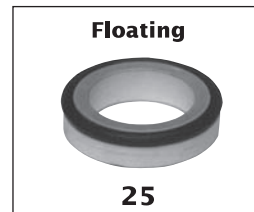
**Shaft Mounted**

9




**Shaft Mounted**

11



**Floating**

25



**Clamped-In  
(Full)**

27



**IMO Style**

28



**Cup Mounted  
w/ Adapter**

31



**Cup Mounted  
w/ Adapter**

32